

2024 GUEST ASSISTANCE GUIDE

Welcome to Schlitterbahn!

We are glad you are here! At Schlitterbahn we are proud to have earned one of the best safety records in the industry. We are committed to providing our guests with a safe environment and we want our guests to have a safe and enjoyable day. We are continually striving to improve our facilities. If you have a suggestion for an improvement or have questions not answered in this brochure, please stop by Guest Services.

Many amusement park attractions incorporate safety systems designed by the manufacturer to accommodate people of average physical stature and body proportion. These safety systems may place restrictions on the ability of an individual to safely experience the attraction. Guest of larger or small size, guests who have a history of heart, back or neck trouble, pregnant guests, people who have had recent surgery, people with casts, braces, restrictive devices or disabilities may not be safely accommodated by these systems. For example, height requirements are based on the size needed to safely participate and the level of maturity usually associated with a certain height.

Schlitterbahn's Ride Admission Policy has been developed in consultation with industry experts, based on the recommendations of the manufacturer, our past experience and our evaluation of each attraction using our knowledge of the attraction in both normal and emergency operating conditions. Our prime consideration is the ability of each person to endure the dynamics of an attraction without risk of injury to that person or other riders.

If you feel that you or a member of your party may be affected by this policy, you are encouraged to visit Guest Services to obtain a list of attractions you can safely participate. Your Rider Access Form will provide information for our associates to help accommodate you.



RIDE RATING SYSTEM








A Ride Rating Program has been designed which provides a scale for rating the thrill factor of each attraction. The intent is to provide a scale to guide park guests in determining which attractions to ride based on their own experience level, physical condition, and abilities.

Each attraction is placed into one of five categories:

Category	Description
Low Thrill Rides	1 This is a low speed, and or shallow water attraction.
Mild Thrill Rides	2 This is a low to medium speed attraction, and/or water depth to 48 inches. Some rider control, maneuvering and/or swimming skills required.
Moderate Thrill Rides	3 This is a medium speed attraction. Height and water depth may vary Moderate or unexpected forces can be generated during the ride. This attraction may require rider control and/or strong swimming skills. Physical activity may be strenuous.
High Thrill Rides	4 This is a fast paced ride experience. Riders will encounter changes in speed, direction, elevation, strong water currents, and/or depth of water, some of which is unexpected. This attraction requires rider body control and strong swimming skills.
Aggressive Thrill Rides	5 This is a high speed and/or deep water attraction with turbulent turns, drops and/or strong water currents with changes in speed, direction, elevation and/or deep water, which may be unexpected. This attraction requires rider body control and swimming skills.

KEY TO SYMBOLS

These symbols, along with the ride ratings, are used to define our attractions on the following pages.

	Ambulatory
	Accommodates Wheelchair
	Transferable
	Must be accompanied by supervising companion, of proper height to ride
	Must be accompanied by a child to ride/participate
	Must be at least this height to ride.
	Maximum Speed of Ride
	Life jacket is required
	Cannot be any taller than this to ride/participate
	Maximum Height of Ride
	Maximum Water Depth
	Prohibited for guests with back trouble
	Prohibited for guests who have had recent surgery
	Prohibited for guests with neck trouble
	Prohibited for pregnant guests
	Prohibited for guests with heart trouble or high blood pressure

PLEASE RIDE SAFELY

While all amusement attractions have associated risks, certain individuals are at increased risk for injury from these attractions. Carefully evaluate each attraction to determine if you or members of your party can safely participate. We reserve the right to deny access to a ride to anyone who we feel may not be able to safely experience the ride or may be a hazard to other riders.

A Rider Safety Guide sign is posted at every attraction entrance and alternate access entrance. These signs provide height requirements, health restrictions, ride ratings, ride accessibility, and special instructions regarding the ride. Please review these signs prior to accessing the ride and ensure to follow all instructions provided.

In general, all riders should be in good health and free from any conditions known or unknown that might be aggravated by riding. If you have any doubt about your ability to safely experience an attraction, we urge you to consult with our staff at Guest Services. Remember, if you suspect your health could be at risk for any reason, or you could aggravate a pre-existing condition of any kind, **DO NOT PARTICIPATE.**

Riders using wheelchairs will have to transfer from their wheelchair to the ride vehicle by themselves or assisted by a member of their party in order to be able to ride. You should plan your visit with someone who can physically help you when necessary.

As a rider, you are responsible for your own safety. Please read this guide and all instructional signage before participating. Listen to and follow all Lifeguard/Operator instructions. Any person who violates a park safety policy, or appears to be under the influence of alcohol or chemical intoxicants will be removed from the park without refund. **FOR YOUR SAFETY, DO NOT ENTER AN UNAUTHORIZED AREA FOR ANY REASON.** You may be seriously injured if you enter an unauthorized area.

ADDITIONAL INFORMATION & SERVICES

Our goal is to make Schlitterbahn as enjoyable and barrier-free as practical. Listed below are some of the services we offer. Please feel free to suggest areas in which we might improve in the future.



Braille & Large Print Guides

Braille and large print guides of the Park Map and Guest Assistance Guide are available at Guest Services. There are a limited number of guides available to rent and will be issued on a first-come, first-served basis.



First Aid

Our First Aid facility is located up the main ramp between the Kristal River and Wasserfest area, through the double doors. Medical professionals are on duty at all times to assist with special medical needs. Refrigeration of medication, as well as storage of special medical equipment, is available at First Aid.



Parking for Guests with Disabilities

Parking for guests with disabilities is provided in the parking lot near the entrances to the park. Proper vehicle identification must be displayed. Security officers on duty are authorized to ticket and/or tow vehicles that do not display proper identification.



Restrooms

A family restroom is located in the "castle" adjacent to the lockers. Wheelchair accessible stalls are located at all restrooms.



Service Animals

Service animals are welcome at Schlitterbahn. A service animal is defined as a dog or miniature pony that has been individually trained to perform tasks for a person with disabilities. Service animals must be controlled with a restraining device and must display appropriate behavior at all times while on our property. There is a limit of one service animal per guest. A relief area is located at the back of the park, in the Blastenhoff area, under the Infinity Racers tower.

Due to the nature of most attractions, service animals must remain with a non-riding member of the guest's party. Schlitterbahn employees are not permitted to take control of your service animal. Service animals are not permitted in water attractions, wet decks, wading pools, or lazy rivers. Guests may take advantage of our Parent Swap policy for staying with the service animal. Visit Guest Services for more information.

DEFINITIONS

Every attraction entrance lists height requirements and special instructions regarding the ride. Schlitterbahn uses the following terms:



Ability to hold on or brace: Ability to use one's arms to maintain a grasp on an assist bar and support one's body during normal and emergency procedures on a ride and to use one's legs to brace to maintain a seated position during the forces of the ride.



Hand-held Infants: A Hand-held infant is a child who is unable to walk to the attraction independently or maintain independent seated postural control and will only be able to participate on the following attractions with a supervising companion: Blastenhoff Heated Pool, Tiki Tikes (not on structure), Treasure Island Kid's Pool (not on structure), Wasserfest Heated Pool, and Wasserfest Kid's Pool (not on play structure).



Supervising Companion: A supervising companion is someone who meets all the requirements to ride the ride themselves, is 14 years of age or older, and demonstrates appropriate observed behavior. Supervising companions are responsible for ensuring that the guest remains seated properly — where applicable and follows all rules and regulations.

APPROPRIATE ATTIRE

To participate in waterpark attractions, appropriate swimwear is required. Here are some recommendations to help you plan your visit:

Appropriate swimwear is required. Thongs or transparent clothing are not permitted. We reserve the right to determine the appropriateness of swimwear. There can be no sharp objects, such as metal prosthesis, on the slides. Hearing devices or other electronic devices may be damaged by water. Please take the necessary steps to protect such items. Guests with glasses should wear a safety strap on the slides. Contact lenses are not recommended.

Guests requiring special accommodation should speak to a member of the Aquatics management team. Specifically designed attire made out of lycra or nylon type materials will be considered. Due to attraction manufacturer requirements, some riding restrictions may apply. If you do not have appropriate bathing attire, swimsuits and other aquatic gear can be purchased at the gift shops.

EVACUATIONS

Evacuations may be required due to such causes as a mechanical problem, weather conditions, or a power interruption. If an evacuation is required, guests may need to maneuver across catwalks. Ride units may also stop on the ride course due to mechanical reasons. Remain seated until given instructions. At Schlitterbahn, guests may be asked to evacuate pools as quickly as possible using stairs or ladders.

GUESTS USING WHEELCHAIRS

Wheelchairs and ECV's cannot be accommodated on most rides and attractions. Please refer to the individual ride and attraction descriptions in the back of this brochure for more specific information.

On most rides where guests in wheelchairs can be accommodated, guests will need to leave their wheelchairs to be seated. In most cases, a wheelchair may be left in a designated position on the walkway near the ride.

If in doubt about your ability to safely experience a ride, we urge you to consult with our staff at Guest Services. Schlitterbahn personnel are not trained in transferring guests from wheelchairs to ride units and are not permitted to do so. You should plan your visit with someone who can physically help you when necessary.

A water wheelchair is available for guests requiring additional assistance when at Kristal River Beach, Shipwreck Harbor, and Torrent River Beach. The water wheelchair may be used by multiple guests on the same day. While in a wave pool, the water level may not exceed the height of the seat on the chair. A pool lift is available at Wasserfest Heated Pool. During your visit, please speak to a member of our Aquatics Supervisory Team to obtain access to the water wheelchair or pool lift and for further accessibility information.

HEALTH RESTRICTIONS



Each ride is evaluated against 5 primary health restrictions. These restrictions are:

- Back Trouble
- Heart Trouble/High Blood Pressure
- Neck Trouble
- Pregnancy
- Recent Surgery

If you are in doubt about your ability to safely experience an attraction or would like more information, please stop by Guest Services or review the Safety Guides posted at each attraction entrance.

HEIGHT REQUIREMENTS

Height requirements and specific rider instructions are posted at the entrance to each attraction. Children may be measured at most ride locations. For the safety of your child, height measurements are taken in bare feet.

LIFE JACKETS

At the Shipwreck Harbor, life jackets are required for guests who are less than 52" tall in bare feet, participants with a history of seizures (or similar medical conditions), heart conditions, or those who are inexperienced or non-swimmers. Children who are less than 42" tall must wear life jackets and be accompanied by a supervising companion.

In the Torrent River, life jackets are required for all guests.

In other attractions requiring life jackets, children who are less than 48" tall in bare feet or those who are inexperienced or non-swimmers must wear life jackets. Children who are less than 42" tall must wear life jackets and be accompanied by a supervising companion. The life jacket policy will be enforced at Kristal River, Front Lagoon, Torrent River, and Whitewater River.

Only Coast Guard approved life jackets are allowed as flotation devices. Life jackets are provided free of charge for guests who require one..

LOOSE ARTICLES

Most rides cannot accommodate loose articles including hats, sunglasses, cameras, purses, backpacks, basketballs, umbrellas, beverage containers, electronic devices, etc. Items must be left in a locker or with a non-rider. Schlitterbahn is not responsible for lost, stolen, or damaged items. For safety reasons, cell phone usage, taking pictures and filming on attractions are prohibited. Hearing devices and other electronic devices may be damaged by water at water rides and attractions. Please take necessary precautions to protect hearing devices on all rides.

LOST & FOUND

All items found at Schlitterbahn are turned in to Lost and Found. If you lose an item on a ride, we will search for the article as soon as possible. In order to keep the ride in operation, an immediate search may not be possible. To report a lost item on your Mobile Device and by Computer: Visit www.schlitterbahn.com and select "Lost and Found" under "Park Info". You will receive an email confirmation once your Lost Item Report has been submitted. Once we have located your item, we will contact you by email to arrange its return.

FOR YOUR SAFETY, DO NOT ENTER UNAUTHORIZED AREAS TO RETRIEVE LOST ARTICLES. You can be seriously injured if you enter an unauthorized area.

ONGOING LIFEGUARD TRAINING

In an ongoing effort to provide a safe and enjoyable waterpark experience for our guests, Schlitterbahn routinely utilizes training exercises to improve our lifeguards' skills and vigilance. These exercises will occur during normal operating hours and may consist of the following: submersible water mannequins, the use of video surveillance equipment, internal and external audits, and active/inactive water rescues and/or first aid scenarios.

OXYGEN TANKS

Neither portable oxygen tanks nor personal oxygen equipment are permitted on waterpark attractions.

PHOTOSENSITIVITY/STROBE LIGHTING

The attractions Infinity Racers and Screaming Serpents utilize specialty ride lights that may impact guests with certain medical conditions.

PREGNANCY

Pregnant women are prohibited from participating in all attractions with the exception of Blastenhoff Heated Pool, Kristal River, Shipwreck Harbor, Torrent River, and Wasserfest Heated Pool.

PROSTHETICS

Guests with prosthetics which do not have any exposed metal parts are generally permitted on all waterpark attractions. Please consult with a member of management prior to riding to ensure that you have a safe riding experience.

SCALES

Red light/green light scale systems are used at weight sensitive attractions. Guests who exceed the weight requirement will not be permitted to ride. Scales are used at Massiv Monster Blaster and Soaring Eagle.

SWIM DIAPERS

Guests who require a diaper are required to wear swim diapers or a diaper specifically designed for aquatic use.

RIDER CRITERIA

Schlitterbahn's Ride Admission Policy has been developed in consultation with industry experts, based on the recommendations of the manufacturer, our past experience and our evaluation of each attraction using our knowledge of the attraction in both normal and emergency operating conditions. Our prime consideration is the ability of each person to endure the dynamics of the attraction without risk of injury to that person or other riders.

If you feel that you or a member of your party may be affected by this policy, you are encouraged to visit Guest Services to obtain a list of attractions you can safely participate in.

Ability to exhibit independent seated postural control under the dynamic conditions of the ride.

The guest must have the body and spinal control to sit upright without the aid of other people or devices and be able to maintain the proper riding posture even during bumping or other characteristic movements of the attraction.

Appropriate center of gravity.

The guest's body must have the appropriate weight distribution for that attraction.

Ability to hold on with one functioning arm.

A functioning arm is an upper extremity or prosthesis exhibiting good grip control, the ability to brace, and enough strength to allow the guest to maintain the proper riding position throughout the duration of the attraction.

Ability to hold on with two functioning arms.

Ability to hold on with two functioning arms as defined above.

Ability to brace self with one functioning leg.

Guests must have one functioning leg to be used for bracing the body during the course of the attraction and maintaining balance when entering and exiting an attraction. A functioning leg may be a normal leg or a prosthesis which can be used for bracing.

Ability to brace self with two functioning legs.

Guests must have two functioning legs to be used for bracing the body during the course of the attraction and maintaining balance when entering and exiting an attraction. A functioning leg may be a normal leg or a prosthesis which can be used for bracing.

Minimum of two functioning extremities.

Guests must have a minimum of two functioning extremities (two legs, two arms, or one arm and one leg) to brace themselves during the attraction and assist in entering and exiting the attraction.

Minimum of three functioning extremities.

Guests must have a minimum of three functioning extremities (two legs and an arm or two arms and a leg) to brace themselves (with tripod bracing) during the attraction.

Ability to enter/exit the attraction within specified parameters without endangering self or others.

Guests must be able to enter and exit the attraction without jeopardizing themselves or others and to assist with their own evacuation, if necessary. This may include special arrangements such as entering through the Alternate Access Entrance or having someone aid you in boarding. For the safety of our associates and guests, lifeguards and ride operators are instructed not to perform any lifting of guests.

Appropriate observed behavior.

Guest demonstrates appropriate observed behavior indicating a willingness and ability to participate and/or follow rider requirements. Appropriate observed behavior may include, but not be limited to maintaining proper riding position, attention, and compliance to safety instructions, proper use of all attraction safety equipment and willingness to participate.

Guests have a duty to:

- Exercise good judgement
- Act in a responsible manner while using amusement rides
- Obey all warnings prior to and during participation
- Not participate while under the influence of alcohol or drugs
- Properly use all ride safety equipment provided

CASTS & BRACES

Guests with casts and braces will be restricted from participating where the cast or brace will not fit inside the ride unit or where it will present a hazard to the guest or others. Riders with full arm (elbow restricted) and full leg (knee restricted) casts or braces are restricted from most rides and water slides at Schlitterbahn. We suggest you delay your visit until the cast is removed. Braces with exposed metal parts are not permitted on the slides at Schlitterbahn.

The following chart displays the cast and brace rules for all rides and attractions.




- Y** – May ride with the condition
- Z** – Participation or water depth may be restricted if necessary
- F** – Cast/Brace must fit comfortably inside ride unit

SCHLITTERBAHN

	Cervical Collar or Neck Brace	Broken Collar Bone	Forearm Cast	Full Arm Cast	Braced Arm Cast	Lower Leg Cast	Full Leg Cast
Bahnzai Pipeline							
Blastenhoff Pool/Bar	Y	Y	Y	Y	Y	Y	Y
Boogie Bahn							
Dragon Blaster			Y				
Faust and Furious							
Guada Loopy			Y			Y	
Infinity Racers			Y			Y	
Kristal River			Y	Y		Y	
Loopy Luge			Y			Y	
Massiv Monster Blaster			Y			Y	
Rohr!							
Screaming Serpents							
Shipwreck Harbor			Z	Z		Z	Z
Thunder Tub							
Tiki Tikes	Y	Y	Y	Y	Y	Y	Y
Torrent River							
Treasure Island Kids Pool	Y	Y	Y	Y	Y	Y	Y
Wasserfest Pool/Bar	Y	Y	Y	Y	Y	Y	Y
Wasserfest Kids Area Pool	Y	Y	Y	Y	Y	Y	Y
Whitewater River			Y			Y	
Wolfpack							

ACCESS SYMBOLS

Symbols indicate boarding procedures for each ride and are defined below.

-  This symbol is used to identify rides where guests may remain in their wheelchair.
-  This symbol identifies rides that can accommodate guests who are able to transfer from the wheelchair to the ride unit by themselves or assisted by a member of their party.
-  This symbol identifies rides where guests must be able to walk independently or be assisted by a member of their party. A wheelchair may be left in a designated position on or near the ride platform.

ATTRACTIONS

The following descriptions are designed to give you information on the type of actions caused by various rides. Each of the following attractions will identify the restrictions according to the criteria itemized above. In order to participate on most attractions, guests must have seated postural control, appropriate center of gravity, appropriate observed behavior, and the ability to enter and exit the ride safely. Specific exceptions or qualifications to those four criteria will be noted in the information provided below. If you have been authorized for Alternate Access, follow the directions listed under each ride. Please use caution when entering and exiting water park attractions as the surrounding areas may be slippery. Conveying devices, such as tubes and rafts, may be slippery and can shift during loading and unloading.

Bahnzai Pipeline 3



Guests must be 42" tall in bare feet to participate.

Maximum Weight — 250 lb. per person

Two open and one enclosed single rider serpentine body slides ending in a 36" catchpool. Maximum one rider per slide.

Rider Criteria: Guests are required to lie down on their back, feet-first, with arms crossed across their chest and legs crossed at the ankles. Guests must have a minimum of three functioning extremities. Guests with a cervical collar, neck brace, broken collar bone, full arm cast, braced arm cast, or full leg cast are not permitted to ride.

Rider Access: Access to the attraction requires climbing several flights of stairs. Guests will have to ascend the slide tower and be capable of safely entering the slide, on their own or with the assistance of a companion. Please use caution when entering and exiting as the area may be slippery.

Blastenhoff Pool/Bar 1



An inground pool with a swim up bar and bench seating.

Rider Criteria: Guests unable to maintain seated postural control, have the ability to safely enter and exit the pool, or demonstrate appropriate observed behavior must be accompanied by a supervising companion. Hand-held Infants participation or water depth may be restricted if necessary and must be accompanied by a supervising companion.

Rider Access: Access is available via the stairs. Guests will have to transfer to the stairs, on their own or with the assistance of a companion.

Boogie Bahn



Guests must be 42" tall in bare feet to participate.

Maximum Weight — 300 lb. per person

Endless sheet of water that riders lay down on a body board and slide down the wave surface. Maximum water depth 4". Maximum one rider per slide.

Rider Criteria: Guests must lie down headfirst, on stomach with torso in contact with the board, while entering the attraction. Once on the attraction, guests may ride with one or both knees in contact with the board. Guests must have a minimum of three functioning extremities. Guests with a cervical collar, neck brace, broken collar bone, full arm cast, braced arm cast, or full leg cast are not permitted to ride.

Rider Access: Access to each section of the attraction requires guests to step up to the entrance flume area and enter headfirst on the board. Riders will have to transfer to a board, on their own or with the assistance of a companion. Please use caution when entering and exiting as the area may be slippery.

Dragon's Blaster



Guests must be 42" tall in bare feet to participate.

Maximum Weight — 250 lb. per person; 400 lb. per tube

Water coaster that propels rider's uphill using water jets through dips and turns. Guest participate in two person rafts. Maximum water depth 36".

Rider Criteria: Guests must remain seated in the tube facing forward and holding onto the handles. On a two-person tube, the smaller guest sits in front in between the legs of the larger rider. Single riders must sit in the rear seat. Guests must have a minimum of three functioning extremities. Guests with a cervical collar, neck brace, broken collar bone, full arm cast, braced arm cast, or full leg cast are not permitted to ride.

Rider Access: Access to the attraction requires climbing several flights of stairs. Guests will have to ascend the slide tower and be capable of safely entering the raft, on their own or with the assistance of a companion. Please use caution when entering and exiting as the area may be slippery.

Faust and Furious



Guests must be 48" tall in bare feet to participate.

Maximum Weight — 300 lb. per person

Two single rider enclosed body slides that end in a 6" runout. Maximum one rider per slide.

Rider Criteria: Guests are required to lie down on their back, feet-first, with arms crossed across their chest and legs crossed at the ankles. Guests must have a minimum of four functioning extremities. Guests with a cervical collar, neck brace, broken collar bone, full arm cast, braced arm cast, or full leg cast are not permitted to ride.

Rider Access: Access to the attraction requires climbing several flights of stairs. Guests will have to ascend the slide tower and be capable of safely entering the slide, on their own or with the assistance of a companion. Please use caution when entering and exiting as the area may be slippery.

Guada Loopy



Guests must be 42" tall in bare feet to participate.

Maximum Weight — 300 lb. per person;
400 lb. per tube.

Two enclosed double rider serpentine tube slides that end in a 9" deep pool.

Rider Criteria: Guests must remain seated in the tube facing forward and holding onto the handles. On a two-person tube, the smaller guest sits in front in between the legs of the larger rider. Guests must have a minimum of three functioning extremities. Guests with a cervical collar, neck brace, broken collar bone, full arm cast, braced arm cast, or full leg cast are not permitted to ride.

Rider Access: Access to the attraction requires climbing several flights of stairs. Guests will have to ascend the slide tower and be capable of safely entering the raft, on their own or with the assistance of a companion. Please use caution when entering and exiting as the area may be slippery and the tube may shift.

Infinity Racers 4



Guests must be 42" tall in bare feet to participate.

Maximum Weight — 300 lb. per person

Two single rider headfirst mat slides that end in a 6" runout. Maximum one rider per slide.

Rider Criteria: Guests are required to lie down on their stomach, headfirst, and hold onto the handles at all times. Guests must have a minimum of three functioning extremities. Guests with a cervical collar, neck brace, broken collar bone, full arm cast, braced arm cast, or full leg cast are not permitted to ride.

Rider Access: Access to the attraction requires climbing several flights of stairs. Guests will have to ascend the slide tower and be capable of safely entering the slide, on their own or with the assistance of a companion. Please use caution when entering and exiting as the area may be slippery and the mat may shift.

Kristal River 3



Children must be 42" tall in bare feet to ride alone OR be accompanied by a supervising companion. Children under 48" tall in bare feet or those who are inexperienced or nonswimmers are required to wear a life jacket. A supervising companion may accompany up to 2 children.

Lazy river with a wave lagoon area with maximum water depth of 36".

Rider Criteria: Guests must be able to safely enter/exit the attraction and demonstrate appropriate observed behavior or be accompanied by a supervising companion. Handheld infants must be accompanied by a supervising companion. Guests with a cervical collar, neck brace, broken collar bone, full arm cast, braced arm cast, or full leg cast are not permitted to ride.

Rider Access: Access is available via zero depth entry. A water wheelchair is available for use in the wave lagoon section for guests requiring additional assistance, although the water level may not exceed the height of the seat on the chair. Please speak to a member of our Aquatics Supervisor Team to obtain access to the water wheelchair.

Loopy Luge 4



Guests must be 42" tall in bare feet to participate.

Maximum Weight — 300 lb. per person;
400 lb. per tube

Two enclosed double rider serpentine tube slides that end in a 9" deep pool.

Rider Criteria: Guests must remain seated in the tube facing forward and holding onto the handles. On a two-person tube, the smaller guest sits in front in between the legs of the larger rider. Guests must have a minimum of three functioning extremities. Guests with a cervical collar, neck brace, broken collar bone, full arm cast, braced arm cast, or full leg cast are not permitted to ride.

Rider Access: Access to the attraction requires climbing several flights of stairs. Guests will have to ascend the slide tower and be capable of safely entering the raft, on their own or with the assistance of a companion. Please use caution when entering and exiting as the area may be slippery and the tube may shift.

Massiv Monster Blaster 5



Guests must be 48" tall in bare feet to participate.

Minimum Weight — 110 lb. per tube

Maximum Weight — 250 lb. per person; 400 lb. per tube

Water coaster that propels rider's uphill using water jets through dips and turns. Guest participate in two person rafts. Maximum water depth 36".

Rider Criteria: Guests must remain seated in the tube facing forward and holding onto the handles. On a two-person tube, the smaller guest sits in front in between the legs of the larger rider. Single riders must sit in the rear seat. Guests must have a minimum of three functioning extremities. Guests with a cervical collar, neck brace, broken collar bone, full arm cast, braced arm cast, or full leg cast are not permitted to ride.

Rider Access: Access to the attraction requires climbing several flights of stairs. Guests will have to ascend the slide tower and be capable of safely entering the raft, on their own or with the assistance of a companion. Please use caution when entering and exiting as the area may be slippery.

Rider Access: Access to the attraction requires climbing several flights of stairs. Guests will have to ascend the slide tower and be capable of safely entering the raft, on their own or with the assistance of a companion. Please use caution when entering and exiting as the area may be slippery and the tube may shift.

Tiki Tikes 1



Guests must be 48" tall or under, in bare feet to participate in the attraction. Guests over 48" must be accompanied by a guest 48" tall or under. Guests over 48" may not participate on the slides.

An interactive water playground for children with slides. Maximum water depth 8". Maximum of one guest per slide.

Rider Criteria: Guests must be able to safely enter/exit the attraction, demonstrate appropriate observed behavior or be accompanied by a supervising companion. Guests with a cervical collar, neck brace, broken collar bone, full arm cast, braced arm cast, or full leg cast are not permitted to ride. Handheld infants must be accompanied by a supervising companion in the pool. Handheld infants are not permitted on the slides.

Rider Access: Access is available via the zero-depth entry. A water wheelchair is available for guests requiring additional assistance. Please speak to a member of our Aquatics Supervisor Team to obtain access to the water wheelchair.

Torrent Beach Kid's Area 1



Guests must be 48" tall or under, in bare feet to participate in the attraction.

Small slides for children. Maximum water depth 8". Maximum of one guest per slide.

Rider Criteria: Guests must be able to safely enter/exit the attraction, demonstrate appropriate observed behavior or be accompanied by a supervising companion. Guests with a cervical collar, neck brace, broken collar bone, full arm cast, braced arm cast, or full leg cast are not permitted to ride. Handheld infants are not permitted on the slides.

Rider Access: Access is available via the zero-depth entry. A water wheelchair is available for guests requiring additional assistance. Please speak to a member of our Aquatics Supervisor Team to obtain access to the water wheelchair.

Torrent River 5



Children must be 42" tall in bare feet to ride alone OR be accompanied by a Supervising Companion. A Supervising Companion may accompany up to 2 children. All Guests are required to wear life jackets.

Action river with a large wave that flows through every few seconds. Maximum water depth of 36".

Rider Criteria: Guests must be able to safely enter/exit the attraction and demonstrate appropriate observed behavior or be accompanied by a supervising companion. Handheld infants must be accompanied by a supervising companion. Guests with a cervical collar, neck brace, broken collar bone, full arm cast, braced arm cast, or full leg cast are not permitted to ride.

Rider Access: Access is available via zero depth entry. A water wheelchair is available for use in the wave lagoon section for guests requiring additional assistance, although the water level may not exceed the height of the seat on the chair. Please speak to a member of our Aquatics Supervisor Team to obtain access to the water wheelchair.

Treasure Island Kid's Pool 1



Guests must be 48" tall or under, in bare feet to participate in the attraction. Guests over 48" must be accompanied by a guest 48" tall or under. Guests over 48" may not participate on the slides.

An interactive water playground for children with slides. Maximum water depth 17". Maximum one rider per slide.

Rider Criteria: Guests must be able to safely enter/exit the attraction, demonstrate appropriate observed behavior or be accompanied by a supervising companion. Guests with a cervical collar, neck brace, broken collar bone, full arm cast, braced arm cast, or full leg cast are not permitted to ride. Handheld infants must be accompanied by a supervising companion in the pool. Handheld infants are not permitted on the slides.

Rider Access: Access is available via the zero-depth entry. A water wheelchair is available for guests requiring additional assistance. Please speak to a member of our Aquatics Supervisor Team to obtain access to the water wheelchair.

Wasserfest Pool/Bar 1



An inground pool with a swim up bar and bench seating.

Rider Criteria: Guests unable to maintain seated postural control, have the ability to safely enter and exit the pool, or demonstrate appropriate observed behavior must be accompanied by a supervising companion. Hand-held Infants participation or water depth may be restricted if necessary and must be accompanied by a supervising companion.

Rider Access: Access is available via a chair lift. Guests will have to transfer to the lift on their own or with the assistance of a companion.

Wasserfest Kid's Pool 1



Guests must be 48" tall or under, in bare feet to participate in the attraction. Guests over 48" must be accompanied by a guest 48" tall or under. Guests over 48" may not participate on the slides.

An interactive water playground for children with slides. Maximum water depth 18". Maximum one rider per slide.

Rider Criteria: Guests must be able to safely enter/exit the attraction, demonstrate appropriate observed behavior or be accompanied by a supervising companion. Guests with a cervical collar, neck brace, broken collar bone, full arm cast, braced arm cast, or full leg cast are not permitted to ride. Handheld infants must be accompanied by a supervising companion in the pool. Handheld infants are not permitted on the slides.

Rider Access: Access is available via the zero-depth entry. A water wheelchair is available for guests requiring additional assistance. Please speak to a member of our Aquatics Supervisor Team to obtain access to the water wheelchair.

Whitewater River 4



Children must be 42" tall in bare feet to ride alone OR be accompanied by a supervising companion. Children under 48" tall in bare feet or those who are inexperienced or nonswimmers are required to wear a life jacket. A supervising companion may accompany up to 2 children.

A continuous tube chute that leads down channels of water with rapids, turns, dips, and includes a ride up the AquaVeyor conveyor belt lift hill. Maximum water depth 36".

Rider Criteria: Guests must sit back in the tube with feet forward, holding on to the tube at all times. Children under 42" tall may sit in a kiddie tube. Guests must have a minimum of three functioning extremities. Guests with a cervical collar, neck brace, broken collar bone, full arm cast, braced arm cast, or full leg cast are not permitted to ride.

Rider Access: Access is available via the beaches. Guests will have to transfer to a tube on their own or with assistance of a companion.

Wolfpack 4



Children must be 42" tall in bare feet to ride alone OR 30" tall AND accompanied by a supervising companion.

Maximum Weight – 250 lb. per person; 500 lb. per raft

A four-person family raft slide that ends in a 36" catch pool. Minimum of two riders and maximum of four riders.

Rider Criteria: Guests are required to remain seated with back against the raft, facing forward, and holding onto the handles. Guests must have a minimum of three functioning extremities. Due to the nature of this attraction, handheld infants are not allowed. Guests with a cervical collar, neck brace, broken collar bone, braced arm cast, or full leg cast are not permitted to ride.

Rider Access: Access to the attraction requires climbing several flights of stairs. Guests will have to ascend the slide tower and be capable of safely entering the raft, on their own or with the assistance of a companion. Please use caution when entering and exiting as the area may be slippery and the tube may shift

WARNING

Many attractions at Schlitterbahn are dynamic and thrilling. There are inherent risks in riding any amusement ride. For your protection, each attraction is rated for its special features, such as high speeds, steep drops, sharp turns, or other dynamic forces. If you choose to participate, you accept all of these risks. Restrictions for guests of larger size (height or weight) are posted at certain attractions. Guests with disabilities should refer to our Ride Admission Policy available at Guest Services. Participate responsibly. You should be in good health to participate safely. You know your physical conditions and limitations, Schlitterbahn does not. If you suspect your health could be at risk for any reason, or you could aggravate a pre-existing condition of any kind, **DO NOT RIDE!**

Information in this guide is subject to changes.



2109 Gene Lucas Blvd • Galveston, Texas 77554
409.770.9283 • www.schlitterbahn.com

Help keep our Park clean.
Please place all litter in trash containers.